



STICK PUPPETS

3 EASY STEPS!



1. Cut out the pictures below.
2. Laminate the cutout.
3. Attach a craft stick to the back with tape.



STICK PUPPETS

3 EASY STEPS!


1. Cut out the pictures below.
2. Laminate the cutout.
3. Attach a craft stick to the back with tape.



STICK PUPPETS

3 EASY STEPS!



1. Cut out the pictures below.
2. Laminate the cutout.
3. Attach a craft stick to the back with tape.



STICK PUPPETS

3 EASY STEPS!



1. Cut out the pictures below.
2. Laminate the cutout.
3. Attach a craft stick to the back with tape.



STICK PUPPETS

3 EASY STEPS!

1. Cut out the pictures below.
2. Laminate the cutout.
3. Attach a craft stick to the back with tape.



STICK PUPPETS

3 EASY STEPS!

1. Cut out the pictures below.
2. Laminate the cutout.
3. Attach a craft stick to the back with tape.

